



LOS ANGELES COUNTY
Registrar-Recorder/County Clerk

MEDIA KIT

★ ★ ★ JUNE 7, 2016 ★ ★ ★
PRESIDENTIAL PRIMARY ELECTION

Make
Your
Mark

#LAVOTES 2016

LAvote.net

MESSAGE FROM THE REGISTRAR OF VOTERS



On June 7, nearly five million registered voters in Los Angeles County will have an opportunity to take part in the democratic process by voting in the Presidential Primary election, which includes 333 office contests, 983 candidates and 13 measures on the ballot.

In addition to these election figures, it is important to note that this year's election will include new and unique information that voters should be aware of before they head to the polls.

Here are some key notes we would like to share with you:

No-Party Preference: Voters who are registered as No Party Preference (also referred to as non-partisan or decline to state) need to understand their ballot options in the Presidential Primary Election. The American Independent, Democratic and Libertarian parties allow these voters to “crossover” and vote in their Presidential nominee contests. Specific crossover ballots are provided for these parties. Please note that the Republican, Green and Peace & Freedom parties do not allow “crossover” voting. Only voters registered with these parties by May 23 can cast votes for their Presidential nominees.

U.S. Senate Contest: In this election there are 34 candidates running for United States Senator listed on two ballot pages. All voters participate in this contest, but may only vote for one candidate. This is an unusually long list of candidates so it is important for voters to review both ballot pages before making a selection.

We are committed to ensuring all voters have a secure and fair voting experience. Our department has been working tirelessly to ensure that June 7th will enable all LA County registered voters to exercise their democratic right to vote.

This media kit provides a detailed overview of this election and provides a good overview of the size and complexity of the County's electorate.

For more information on the upcoming June election, visit LAvote.net.

Sincerely,

A handwritten signature in black ink that reads "Dean C. Logan". The signature is written in a cursive, flowing style.


DEAN C. LOGAN
Registrar-Recorder/County Clerk
Los Angeles County

TABLE OF CONTENTS

PAGE 1.	Message from the Registrar of Voters
PAGE 3.	About This Election
PAGE 4.	Los Angeles County Statistics
PAGE 5.	California State Statistics
PAGE 6.	Voting Options
PAGE 7.	Supported Languages
PAGE 8.	Electoral Profile
PAGE 9.	Voter Registration Statistics
PAGE 10.	Political Party Preference
PAGE 11-13.	Offices/ Districts
PAGE 11.	U.S. Congressional Districts
PAGE 12.	State Senate Districts
PAGE 12.	Supervisory Districts
PAGE 13.	State Assembly Districts
PAGE 14.	Historical Election Profile
PAGE 15.	Ballots Processing Trend
PAGE 16.	Media & Communications
PAGE 17.	Transporting Ballots For Tabulation
PAGE 18.	Canvass: Finalizing The Vote
PAGE 19.	Election Canvass Schedule
PAGE 20.	Requesting A Recount



ABOUT THIS ELECTION



Party Nominated

President of the United States
County Central Committee
Central Committee
County Council

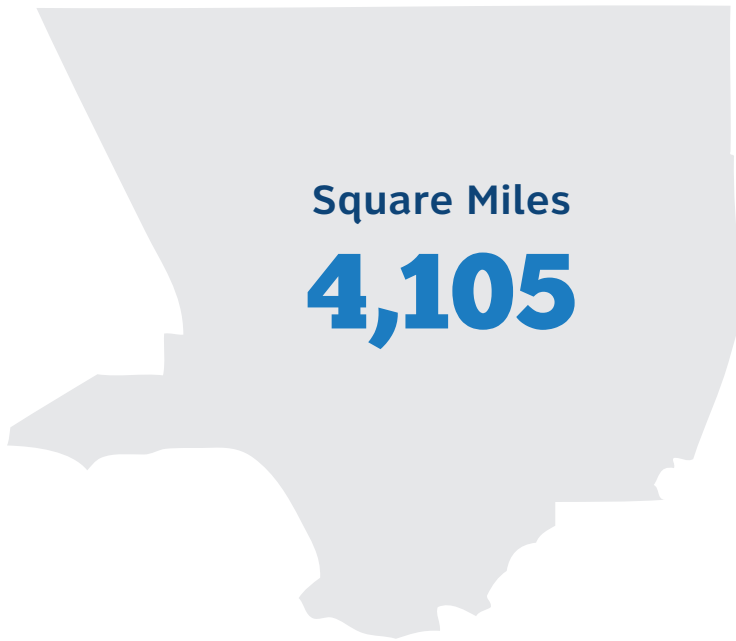
Voter Nominated

U.S. Senator
U.S. Representative
State Senator
Member of the State Assembly

Nonpartisan Offices

Superior Court Judge
County Offices
(2nd, 4th, and 5th Districts)
District Attorney
Local Offices

LOS ANGELES COUNTY STATISTICS



Total Population

10.1 million

Estimated from Dept. of Finance

Eligible Population of Voters

6.1 million

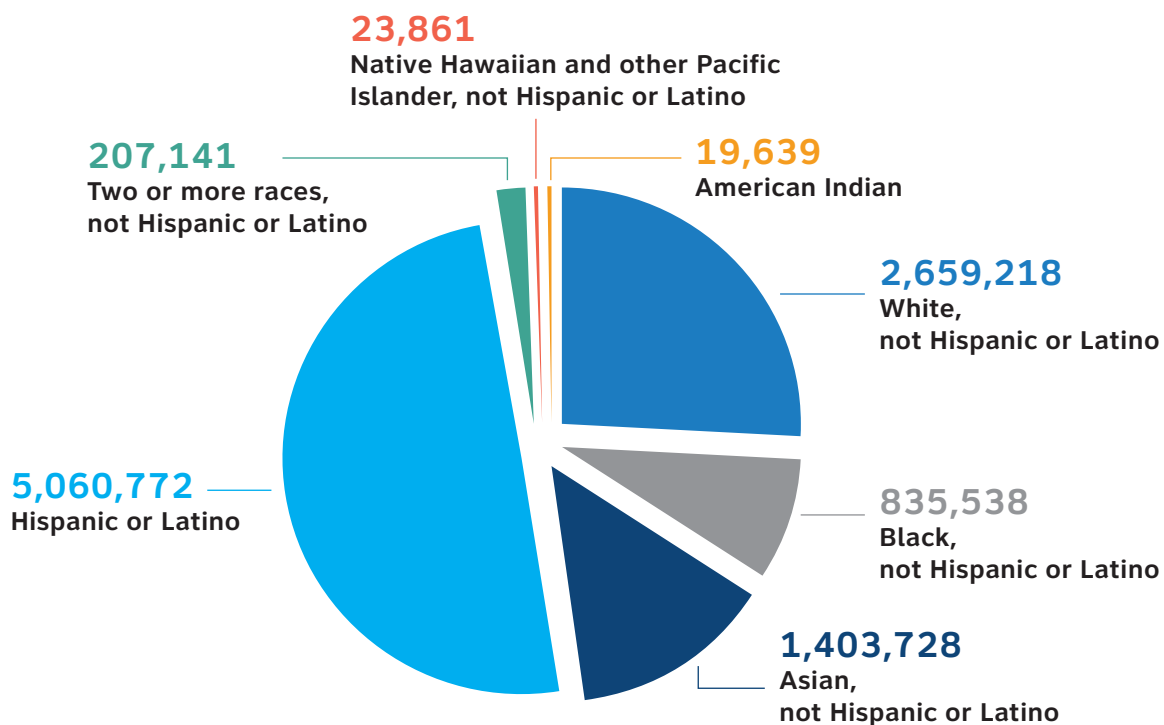
Estimated by SOS as of Feb. 2015

Registered Voters

4.8 million

As of May 2016

2016 Estimates of Population of Race and Ethnicity in L.A. County



Based on 2014 California Department of Finance Report

CALIFORNIA STATE STATISTICS



Total Population of CA (2014)

38.8 million

US Census Bureau

Eligible Population of Voters

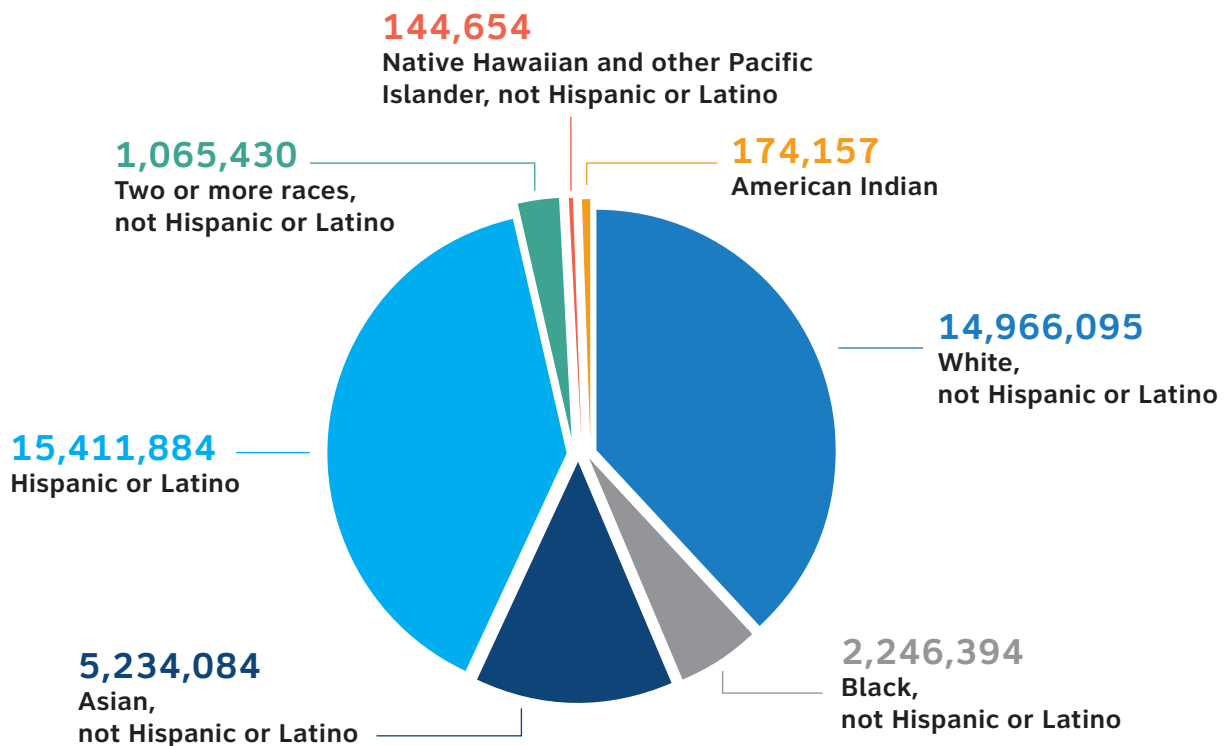
24.4 million

Registered Voters

17.3 million

Percent: 70.08%

2016 Estimates of Population of Race and Ethnicity in CA



Based on 2014 California Department of Finance Report

VOTING OPTIONS



Vote by Mail (VBM)

Voters may apply for a VBM ballot using the application printed on the back of the sample ballot or online at LAvote.net.

When voters receive their VBM ballot, they may mark it and insert it into the envelope provided. Voters must make sure that all required information is completed.

Voters can return their VBM ballot by mail before Election Day or drop it off at any polling location on Election Day.

Voters who applied for a Vote by Mail ballot can check the status of their ballot online. Please note, beginning January 1, 2015 all Vote by Mail ballots postmarked by Election Day will be counted if received within three days by the Registrar-Recorder/County Clerk (E.C. § 3020).



Vote Early

Voters can vote up to 29 days before Election Day.

Early voting takes place at the Registrar-Recorder/County Clerk headquarters: 12400 Imperial Hwy., Room 3002, Norwalk, CA 90650.

The RR/CC is open Monday through Friday, from 8 a.m. to 5 p.m.

The RR/CC is open on the weekends of May 28th-29th, and June 4th-5th from 8 a.m. to 4 p.m. for early voting.



Vote at a Polling Place

Voters can find the address for their polling place on the back of their sample ballot booklet or online at LAvote.net.

Once voters are at their polling place, they will check in and sign the Roster of Voters.

The pollworker will give voters an official ballot and direct them to a voting booth.

Voters will step into their individual booth and cast their vote. If needed, the pollworker can show them how to use the voting equipment to cast their vote.

When a voter has finished voting, he or she will need to insert the ballot into the Precinct Ballot Reader (PBR). The PBR checks ballots for errors.



Vote by Mail Ballots Turned in at the Polling Place

Many Vote by Mail voters drop off their ballots at a polling place or at the RR/CC HQ on Election Day. The RR/CC receives these ballots very late on Election Night. All Vote by Mail ballots must be pre-processed before they are counted. The RR/CC must verify every Vote by Mail voter's signature prior to opening the Vote by Mail ballot envelopes to remove the ballots in preparation for counting.



Provisional Ballots

Provisional ballots are issued at the polls when a voter's name is not listed on the poll roster, uncertainty about party affiliation or when our records indicate the voter was already sent a Vote by Mail ballot. Provisional ballots are sealed in special envelopes at the polls and must be individually researched and verified at the RR/CC before ballots are counted or rejected, in accordance with election laws. Once a Provisional voter's eligibility to vote is verified, the ballot is then counted.



Services for Voters with Specific Needs

Numerous election services are provided to voters with specific needs. Contact Special Services liaison Julia Keh at (562) 462-2754 or jkeh@rrcc.lacounty.gov.

SUPPORTED LANGUAGES



Languages	Voters Requesting Materials
Chinese	28,908
Hindi	231
Japanese	1,960
Khmer/Cambodian	239
Korean	24,118
Spanish	137,556
Tagalog/Filipino	6,569
Thai	431
Vietnamese	7,589
TOTAL	207,601

ELECTORAL PROFILE



Registered Voters

4,799,548

% Registered: 77.3%



Permanent Vote By Mail Voters

1,653,649

%PVBM: 34.5%



Military Voters

14,524



Overseas Voters

10,061

PROFILE OF THE PRESIDENTIAL PRIMARY ELECTION



Offices
300+



Local Measures
12



County Measures
0



State Measures
1



Total Candidates
983



Election Precincts
4,698



Polling Places
4,511



VBM Precincts
187



Average Voters
(per precinct)
694



Pollworkers
22,300



Ballot Groups
219



Est. Election Cost
\$35,155,424










VOTER REGISTRATION STATISTICS



Voters by Age	Registered	% of Registered	PVBM	% PVBM of Registered
18-29	960,936	20%	363,719	38%
30-39	868,099	18%	268,262	31%
40-49	777,014	16%	233,387	30%
50-59	840,356	18%	255,015	30%
60-69	695,027	14%	246,429	35%
70-79	390,133	8%	160,689	41%
80+	266,858	6%	125,985	47%
No Birthdate*	1,125	0%	163	14%
TOTAL	4,799,548	100%	1,653,649	34.5%

*No Birthdate: No birthdate is indicated on the individual's voter registration. The eligibility of the voter was verified through other means, such as the state ID, state license number, or social security number.

POLITICAL PARTY PREFERENCE

Qualified Parties	Registered	% of Registered	PVBM	% PVBM of Registered
 Democratic	2,438,587	51%	831,936	34%
 Republican	957,014	20%	357,754	37%
 NONE No Party Preference*	1,177,267	25%	388,733	33%
 American Independent	106,624	2%	39,908	37%
 Peace & Freedom	32,713	1%	7,245	22%
 Green Party	21,051	0%	6,378	30%
 Libertarian	27,045	1%	10,646	39%
 Americans Elect	2,365	0%	428	18%
 OTHER Other	36,882	1%	10,621	29%
TOTAL	4,799,548	101%	1,653,649	34.5%

*The "No Party Preference" group includes those who have no party preference, declined to state a party preference or chose a non-qualified political party.

OFFICES/ DISTRICTS

U.S. Congressional Districts			
District	Registered Voters	PVBM	% PVBM of Registered
23 rd	39,636	16,941	42%
25 th	291,632	121,703	41%
26 th	5,838	2,493	42%
27 th	331,281	121,075	36%
28 th	391,426	143,021	36%
29 th	280,703	90,483	32%
30 th	394,189	146,130	36%
32 nd	293,647	94,309	32%
33 rd	446,309	176,638	39%
34 th	262,224	83,977	31%
35 th	56,233	17,789	31%
37 th	376,665	125,061	33%
38 th	325,793	105,981	32%
39 th	93,381	37,137	39%
40 th	240,628	66,580	27%
43 rd	335,712	113,202	33%
44 th	302,234	86,457	28%
47 th	229,200	84,683	36%

OFFICES/ DISTRICTS

State Senate Districts			
District	Registered Voters	PVBM	% PVBM of Registered
21 st	298,491	124,422	42%
23 rd	26	12	46%
25 th	489,811	181,285	37%
27 th	346,743	132,339	38%
29 th	78,116	29,916	38%
33 rd	389,396	121,189	31%
35 th	442,716	142,771	32%

Supervisory Districts			
District	Registered Voters	PVBM	% PVBM of Registered
1 st	780,289	239,411	31%
2 nd	909,402	279,036	31%
3 rd	1,038,952	372,687	36%
4 th	1,032,974	370,475	36%
5 th	1,037,931	392,040	38%

OFFICES/ DISTRICTS

State Assembly Districts			
District	Registered Voters	PVBM	% PVBM of Registered
36 th	188,192	82,444	43%
38 th	188,531	72,006	38%
39 th	203,108	63,158	31%
41 st	212,450	79,741	37%
43 rd	255,255	94,771	37%
44 th	5,838	2,493	42%
45 th	245,674	93,331	37%
46 th	218,426	78,128	35%
48 th	196,488	62,345	31%
49 th	188,355	65,779	35%
50 th	299,963	114,733	38%
51 st	197,769	59,033	29%
52 nd	56,496	17,901	31%
53 rd	151,889	50,292	32%
54 th	266,731	90,939	34%
55 th	76,700	29,665	38%
57 th	216,307	71,057	32%
58 th	208,123	65,557	31%
59 th	165,934	43,565	26%
62 nd	239,376	77,014	32%
63 rd	184,105	54,323	29%
64 th	208,742	56,947	27%
66 th	266,892	113,709	42%
67 th	255,387	94,729	36%

HISTORICAL ELECTION PROFILE

Total costs of conducting Presidential Primary Elections in LA County AND # of registered voters/ ballots cast/voter turnout %/VBM cast/VBM turnout % for the below elections.

March 2, 2004 Presidential Primary Election

Estimated Cost:
\$23,327,337

Registered Voters:
3,670,157

Non-Partisan	627,890
Democratic	1,872,335
Republican	1,022,449
American Independent	60,131
Green	27,371
Libertarian	18,307
Natural Law	10,930
Peace and Freedom	30,744

Ballots Cast:
1,379,747

Voter Turnout:
37.59%

Vote by Mail:
330,353

% of Turnout - VBM:
9%

Feb. 5, 2008 Presidential Primary Election

Estimated Cost:
\$30,502,174

Registered Voters:
3,951,957

Non-Partisan	808,126
Democratic	1,975,000
Republican	1,026,092
American Independent	68,762
Green	24,896
Libertarian	18,413
Natural Law	7,372
Peace and Freedom	23,296

Ballots Cast:
2,183,998

Voter Turnout:
55.26%

Vote by Mail:
482, 921

% of Turnout - VBM:
12.22%

June 5, 2012 Presidential Primary Election

Estimated Cost:
\$35,342,311

Registered Voters:
4,450,035

Non-Partisan	1,019,483
Democratic	2,256,692
Republican	1,010,020
American Independent	96,647
Green	22,702
Libertarian	21,191
Peace and Freedom	23,300

Ballots Cast:
973,274

Voter Turnout:
21.87%

Vote by Mail:
431,811

% of Turnout - VBM:
9.7%

BALLOTS PROCESSING TREND

Graph showing the statistical information on the rate of ballot tabulation from previous 2012 Presidential Primary Election.



Registration
4,450,035



Total Ballots Cast
765,552



Vote by Mail
274,304



Turnout
17.20%



Total precincts
4,786

% of Turnout

VBM

6.16%

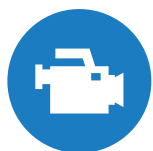
Time	Precincts Reporting	Ballots Processed
10:24PM	8.73%	277,622
11:04PM	25.39%	366,522
11:24PM	35.67%	416,046
12:04AM	53.36%	504,946
12:44AM	66.01%	574,357
1:24AM	81.32%	660,240
2:04AM	92.14%	723,727
2:24AM	96.07%	745,837
2:57AM	99.83%	764,923
3:41AM	99.92%	765,293
4:42AM	100%	765,552

MEDIA & COMMUNICATIONS



Election Night Results and Information

Election Night results are available at LAvote.net. The first press bulletin with initial Vote by Mail ballot results will be issued at approximately 8:15 p.m. Results will be updated on the website on a flow basis as ballots are received, processed and tabulated.



Interview & Filming Requests

Please contact the Media and Communications section at **(562) 462-2648** or mediainfo@rrcc.lacounty.gov for interview and filming arrangements. This must be done before arriving to RR/CC headquarters or polling places.

Election Day is an exciting time for everyone! Reporters, broadcast journalists and various media representatives frequently request to visit the polls to take photos and videos of voting activity with advanced consent. All types of media outlets are welcome to cover a polling place with prior arrangements through the RR/CC's Media and Communications Section.



Media Can Take Photos and Videos of:

- The exterior of voting booths.
- Voters and/or Pollworkers – with their permission.
- Reporters and journalists are allowed to conduct exit polls, but must have permission from the voter and must be a minimum of 25 feet away from the door of the Polling Place.
- Precinct ballot readers in operation, as long as votes are not visible.
- Pollworkers, Sheriff's Deputies and other County employees processing and/or transporting the ballots in bags, carts and government vehicles.



Media Cannot Take Photos and Videos of:

- The inside of ballot booths while voters are occupying the booth.
- Voted ballots before they are deposited inside the Ballot Box (this violates voters' privacy).
- Anything that will obstruct or disrupt the voting process. For example, a camera blocking a voter from entering the Polling Place or flash photography.

Important Notice:

Activities construed as Electioneering* are prohibited within 100 feet of the Polling Place.

*Electioneering: The practice of working actively to secure votes for a candidate in an election.

TRANSPORTING BALLOTS FOR TABULATION



On Election Night, ballots from all voting precincts are brought to the Registrar-Recorder/County Clerk's (RR/CC) headquarters in Norwalk for tabulation.

After the polls close at 8 p.m., pollworkers will secure the voted ballots in sealed ballot boxes and account for unused ballots. Pollworkers will also separately package Vote by Mail ballots that were dropped off at the polls and provisional ballots. All materials and quantities are accounted for in the Official Ballot Statement. Then pollworkers transport ballots and supplies to a designated Check-In Centers located throughout the County.

Sheriff Deputies transport the voted ballots from the check-in centers by car, helicopter or boat to Norwalk. Ballots come in from as far away as Lancaster, Palmdale and Catalina Island.

Between 10:30 – 11:30 p.m. a large number of ballots begin to arrive at the RR/CC HQ.

Prior to tabulation, all ballots must be checked in, removed from boxes, inspected and prepared for counting.

Ballots are moved to the tabulation center in a continuous flow. There, operators load the ballot cards onto card readers.

There are 18 counting stations, each with two card readers, for a total of 36 card readers.

CANVASS: FINALIZING THE VOTE

Election Night

After polling places close at 8:00 p.m. on Election Day, all voted ballots are sealed, secured and transported by Sheriff's deputies to be centrally tabulated at the RR/CC headquarters: 12400 Imperial Hwy., Room 3002, Norwalk, CA 90650. Election Night counts include ballots at the polling places as well as Vote by Mail ballots received and processed up until Monday before Election Day.

Finalizing the Official Vote Tally (Canvass)

Counting votes does not end on Election Night. The RR/CC makes sure all ballots cast are counted. After Election Night there are tens of thousands of ballots that need to be counted, including Vote by Mail ballots received on Election Day, provisional ballots, write-in ballots, and damaged ballots. These ballots are counted during the 30-day period known as the Official Election Canvass. Provisional ballots require additional review to verify voters are eligible to vote and write-in ballots were cast for qualified candidates.

California state law requires the RR/CC to complete and certify the results within 30 days. This provision of the law recognizes the complexity of completing the ballot count and conducting a thorough audit of the election results to ensure accuracy.

The RR/CC realizes it is difficult for candidates/campaigns involved in close contests to wait for results of the election. The legally mandated processes described above are utilized to guarantee that every vote is counted and included in the official final election returns.

Auditing the Election Results

By law, a random sample of ballots from every election must be manually tallied to verify Election Night machine counts. A minimum of all votes cast in one percent (1%) of the precincts is included in this process, which is known as the 1% Manual Tally Audit. The 1% Manual Tally Audit is open to the public. (E.C. 15360)

Public Observation

Every citizen has the right to observe the Official Election Canvass process. Candidates and the public are invited to observe the ballot counting and auditing process by joining the Election Observer Program. The program is part of Los Angeles County's commitment to conducting open and transparent elections.

Election observers have the opportunity to observe the logic and accuracy testing of the election systems equipment, Vote by Mail ballot processing, Election Day activities at polling places and check-in centers, tally center operations and post-election processing.

To learn more, the Election Observer Panel Plan is available online at LAvote.net.

ELECTION CANVASS SCHEDULE

Ballot Counting Updates

Outstanding ballot counting takes place throughout the canvass period.

JUNE 10	1 PM First Ballot Counting Update	JUNE 24	1 PM Fifth Ballot Counting Update
JUNE 14	1 PM Second Ballot Counting Update	JUNE 27	1 PM Sixth Ballot Counting Update
JUNE 17	1 PM Third Ballot Counting Update	JUNE 29	1 PM Seventh Ballot Counting Update (If necessary)
JUNE 21	1 PM Fourth Ballot Counting Update	JULY 1	10 AM Eighth Ballot Counting Update (If necessary)

Key Dates

JUNE 9	The Official Canvass begins
JULY 1	The RR/CC is tentatively scheduled to certify election results
JULY 5	The Board of Supervisors is tentatively scheduled to declare the election results official

REQUESTING A RECOUNT

Who can request a recount?

Any voter of the state may file a request. (E.C. § 15620) For more information download our booklet at LAvote.net.

Timing of Request

The request must be filed within five (5) calendar days, after the completion of the official canvass. The RR/CC is not open on weekends or holidays. If the deadline falls on the weekend or holiday, the date will be moved to the next business day. (E.C. § 15)

Exceptions

- For statewide recount contests, the request may be filed with the Secretary of State's Office within five (5) days beginning on the 31st day after the election. (E.C. § 15621)
 - If election is conducted in more than one county the request may be filed within five (5) days beginning on the 31st day after the election. (E.C. § 15620)
-

Notice of Recount

A notice stating the date and place of the recount will be posted by the elections official at least one day prior to the recount and the following persons will be notified in person or by telegram. (E.C. § 15628)

Notices are issued to the following parties:

- All candidates for the office being recounted.
- Authorized representatives for presidential candidates, if the race for presidential delegates is to be recounted.
- Proponents of any initiative or referendum or persons filing ballot arguments for or against any initiative, referendum or measure to be recounted.
- Secretary of State if the recount is for candidates for any state or federal office, delegates to a national convention, or any state measure.